

Best in class

The well proven Boyles C6/C6C rigs are today drilling in many different project sites, confronting the most harsh conditions and environments. It offers superb versatility in the surface core drilling segment for 1 200 meter N-size borehole depths. The rig's safety and ergonomic features provide confidence and assurance for drill rig operators.



+ Depth capacity

With a drill depth capacity of 1 200 meters N-size (3 937 ft), the Boyles C6/C6C rig is the surface core drilling rig with the deepest drilling depth capacity in its drill class.



+ Ergonomics and safety

A user-friendly drilling rig that gives operators a sense of comfort during operation. The rig comes equipped with guarding around moving parts, safety sensors, warning displays, nocturnal lighting, safety stops and fire-extinguishers.



+ Productivity and lower operational costs

The parts and components that make up the drilling rig are of the highest quality and standard designed with durability in mind. The Boyles C6/C6C rig is synonymous with productive drilling, high rate of uptime and minimal maintenance needed.

A comprehensive service offering

Even the best equipment needs to be serviced regularly to make sure it sustains peak performance. An Epiroc service solution offers peace of mind, maximizing availability and performance throughout the lifetime of your equipment. We focus on safety, productivity and reliability.

By combining genuine parts and an Epiroc service from our certified technicians, we safeguard your productivity – wherever you are.



Technical specifications

Boyles C6/C6C

Wireline hoist

The wireline hoist has a high level of speed control to ensure safe and consistent operation.

Rotation unit

The rotation unit can handle BO-PO rods and BW-HW casing. It consists of a hydraulic motor, a sealed gearbox, a hollow spindle and an Epiroc patented hydraulic chuck, and quick change chuck jaws. The rotation speed is adjustable from the control panel.

Main hoist

The powerful main hoist, equipped with a hydraulic motor and a dual brake system, ensures well-controlled feed. The dual brake system offers both dynamic and static breaking. When the lifting operation is stopped, firm self-locking is applied.



Standard equipment

- 6m(20 ft) pull mast with 3.5m(11.5 ft) feed stroke
- PO capacity drillhead with 2 gears and hydraulic chuck 1 set of NO jaws and bushing incl.
- Hydraulic mast dump
- Foldable mast
- Large crown sheave wheel
- Wear liners on lower mast
- Safety guards
- Hydraulic oil reservoir fill pump
- Hydraulic oil tank volume (300 liters)
- Diesel tank volume (200 liters)
- Radio remote control (C6C)
- Control panel
- Gas cartridge type rod holder- PO size
- 4 hydraulic levelling jacks
- Towing package (C6)
- Hydraulic mast raise
- RPM meter
- Tachometer
- Lighting kit
- Crawler tracks (C6C)
- Wireline winch

Main hoist

	Metric	US
Single line capacity, bare drum	80 kN	18 000 lb
Line speed, bare drum	44 m/min	148 ft/min
Cable size	27 m x 16 mm	89' x 0.63"

Rod holder

Hydraulic open, gas spring closed - BO to PO rods/HW casing	Metric	US
Max diameter	210 mm	8.3'
Clamping diameter PO size rods	114.7 mm	4.5"
Clamping capacity	13 000 kg	2 900 lb

Depth capacity

	Standard		Thin Wall	
	Metric	US	Metric	US
B	1 540 m	5 052'	1 812 m	5 945'
N	1 200 m	3 936'	1 412 m	4 631'
H	800 m	2 624'	941 m	3 086'
P	475 m	1 558'	588 m	1 929'

*The above drill depth capacities only serve as guidelines and refer to vertical down drilling. Epiroc cannot guarantee that these results can be achieved in all drilling conditions.

Rotation unit

Power	Hydraulic motor - variable speed/reversible
Final drive	Gear driven
Spindle (inner diameter)	124 mm (4.9')
Max torque	6 550 Nm
Max speed	1 300 rpm
Gear change	Mechanical shift

Mast and feed system

	Metric	US
Feed travel	3.5 m	11.5'
Feed speeds	High and Low with variable control	
Mast dump travel Trailer version	0.8 m	2.6'
Mast dump travel Crawler version	0.8 m	2.6'
Thrust	59.6 kN	13 390 lb
Pull	138 kN	31 020 lb
Drilling angle	45° - 90°	
Rod pull length	6.09 m	20'
Transportation mode	Foldable mast	

Technical specifications

Drill base supports

Mount/base system	Trailer mounted rig with four wheels (215/75R17.5) and towing package
Support	4 hydraulic jack legs to adjust rig height
Pad diameter	Ø220 mm
Leg adjust range	550 mm (21.7")
Crawler mounted rig on crawler tracks	Crawler mounted rig on crawler tracks
Crawler band width	300 mm (11.8")
Crawler ground pressure	11 psi/74.5 kPa
Radio control tramping speed (max)	2.6 km/h

Chuck assembly

Type	Hydraulic open, spring close
Maximum diameter	124 mm (4 7/8")
Holding capacity	178 kN

Trido

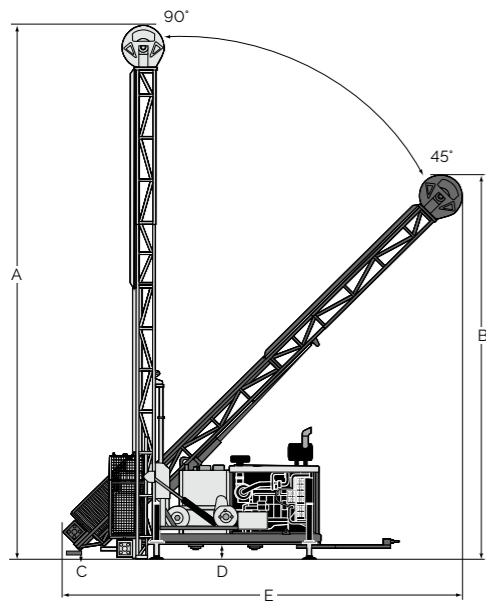
Trido 140H	Metric	US
Flow	140 L/min	37 gal/min
Pressure	70 bar	1 015 psi

Power unit

Manufacture	Cummins
Mode	QSB 6.7
Volume	6.7 liter, 6 cyl
Power	Tier 3: 153 kW (205 hp)
RPM	1 800
Engine type	Diesel turbocharged/after cooled
Cooling system	Water
Electrical system	24V (Alternator 24 V, 95 Amp)
Sound level	Tier III: 116 dB(A)

*Above 3 000 m, High Altitude kit needed.

Boyles C6



Wireline hoist

Capacity	1 500 m (4 921') of 6 mm (¼") or 1 800 m (5 906') of 5 mm (3/16")
Line pull	Bare drum: 9.0 kN (2 023 lb), full drum: 2.4 kN (540 lb)
Line speed	Bare drum: 138 m/min (453 ft/min), full drum: 533 m/min (1 749 ft/min)

Weight

	Metric	US
Trailer	7 ton	14 000 lb
Crawler	9 ton	18 000 lb

Spindle data

Spindle	Ratio	Speed	Torque	
			Metric	US
1st	17.55 : 1	90 - 200 rpm	6 550 - 3 000 Nm	4 793 - 2 212 lbf
2nd	2.70 : 1	595 - 1 300 rpm	1 030 - 470 Nm	960 - 347 lb

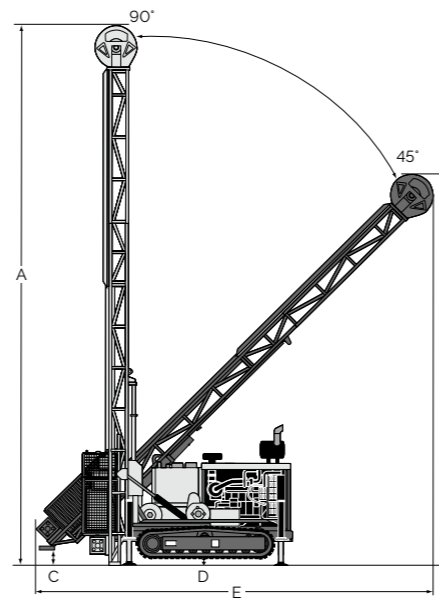
Hydraulic system

Primary pump	28 MPa, 242 L/min (4 060 psi, 64 gal/min)
Secondary pump	20 MPa, 122 L/min (2 901 psi, 32 gal/min)
Auxiliary pump	21.5 MPa, 47 L/min (3 118 psi, 12 gal/min)
Hydraulic oil cooling	Air

Selections of options

- Hydraulic mud mixer
- High altitude kit, to achieve Power Unit max capacity when drilling above 3 000m
- Trido water pump
- Wireline cable
- Water flow meter kit
- Battery terminal for export
- 5 km/h High tramping speed option(C6C)

Boyles C6C

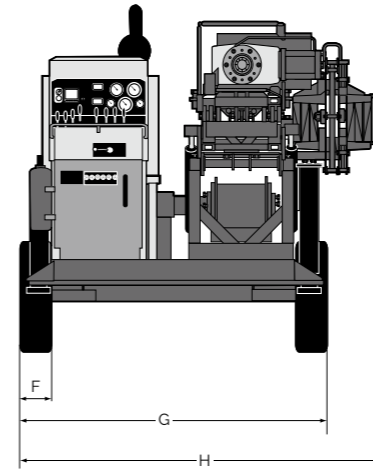


Technical specifications

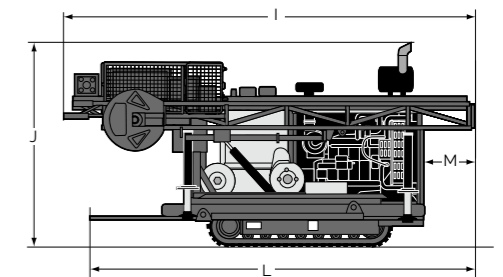
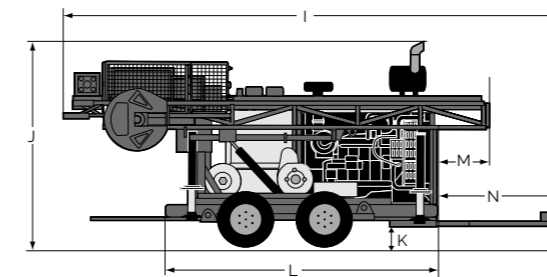
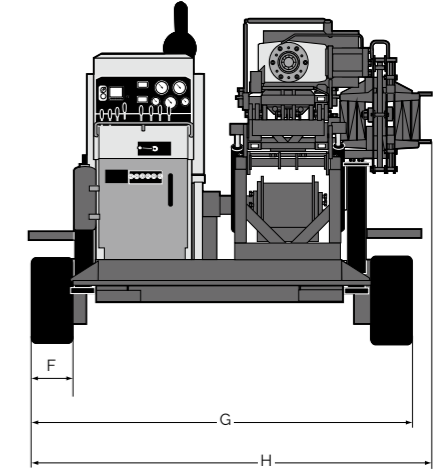
Working dimensions

Dimension	Boyles C6		Boyles C6C	
	Metric	US	Metric	US
A	10 082 mm	397"	10 082 mm	397"
B	7 294 mm	287"	7 541 mm	297"
C	9.5 mm	0.4"	256.5 mm	10.1"
D	196.5 mm	7.7"	87 mm	3.4"
E	7 486 mm	295"	7 486 mm	295"

Boyles C6



Boyles C6C



Transport dimensions

Dimension	Boyles C6		Boyles C6C	
	Metric	US	Metric	US
F	222 mm	8.7"	321 mm	12.6"
G	2 205 mm	87"	2 634 mm	104"
H	2 602 mm	102"	2 817 mm	111"
I	6 525 mm	257"	5 302 mm	209"
J	2 625 mm	104"	2 555 mm	101"
K	379.5 mm	14.9"	-	-
L	3 400 mm	134"	4 905 mm	193"
M	705 mm	28"	705 mm	28"
N	1 927 mm	76"	-	-